



# Silverback

## Xtra

STAINLESS STEEL JAWS,  
TRIGGER, & HOUSING

TRIGGER MOVED FORWARD  
FOR SPEED AND PERFORMANCE!

**TOMORROW'S RESOURCES UNLIMITED, INC.**

*Jesus Christ is the Only Unlimited Resource!*

**Olympic Gold & Bronze  
Medalist Rod White shoots  
T.R.U. Ball Releases!  
You should too!**



**WWW.TRUBALL.COM**

# Silverback Xtra

PULL TRIGGER TO OPEN JAWS, LET UP TO CLOSE!

The steel head and hardened trigger and jaws are made of **STAINLESS STEEL** using state of the art **MIM technology (Metal Injection Molding)**. MIM allows shapes that are difficult for CNC machines while providing virtually the same strength as stock material. Don't be fooled with weak powdered metal substitutes!

**STAINLESS STEEL** body is polished to perfection for a clean tournament look!

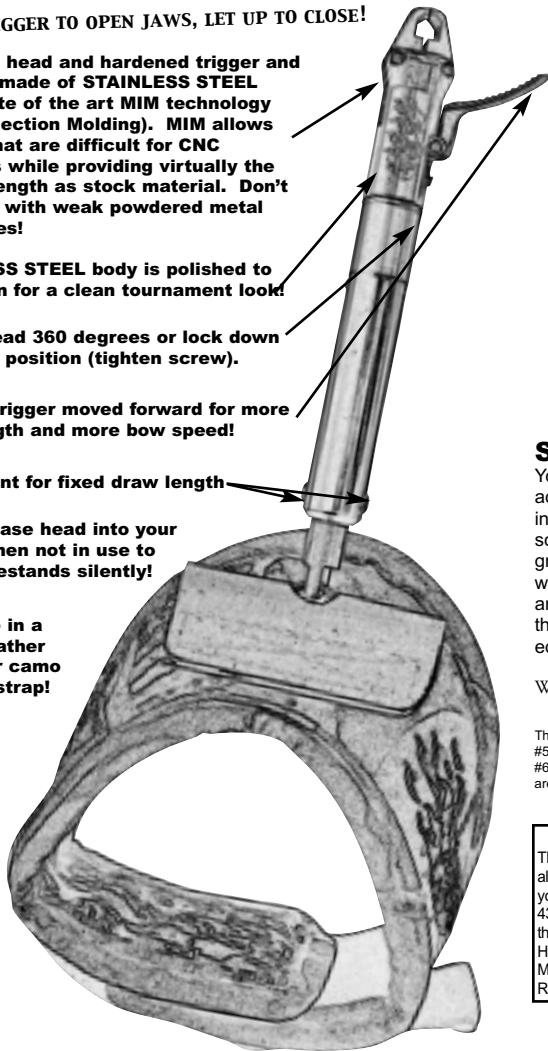
Rotate head 360 degrees or lock down in a fixed position (tighten screw).

Knurled trigger moved forward for more draw length and more bow speed!

Adjustment for fixed draw length

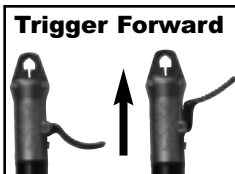
Tuck release head into your sleeve when not in use to climb treestands silently!

Available in a black leather buckle or camo Velcro® strap!



## Trigger Forward for More Bow Draw Length and More Arrow Speed!


### TOP FEATURES OF THE SILVERBACK XTRA



**Xtra draw length** - By moving the trigger closer to the bow connection point, you can add draw length to your bow!




**Xtra bow speed (fps)** - More draw length allows you to pull your bow farther without changing your anchor, giving more speed!



Rotate head and rod side to side and back and forth and tuck in your sleeve!

### Sensitivity Adjustment Directions

Your release is set at the factory within .001" of it's suggested setting. To achieve the lightest setting on your own, turn the sensitivity adjustment screw in 1/4 turn increments until it misfires prematurely. At this point, back the set screw out 1/16 turn until the release misfires at a pull of around 50 lbs. or greater. (Hold the string in one hand and pull the release **away from you** with the other hand as in Sample A.) At this point, back the screw out 1/4 turn and your release will be at it's lightest suggested setting. To stiffen your release, continue to back the screw out until you reach your desired sensitivity. Use blue Loc-Tite (#242) if release is adjusted more than once! Not for use with thinly braided rope loops! Call us for quality rope material!



WARNING: Never draw bow without an arrow! Never point your bow in an unsafe direction!

This product may be covered by Patents Pending or by Patents #5,499,620; #5,690,851; #5,685,286; #5,694,915; #5,715,805; #5,787,870; #5,803,068; #5,860,068; #5,904,135; #5,937,841; #5,937,842; #6,205,991 B1; #6,446,620 B1; #6,478,020 B1; #6,481,431 B1; #6,584,966 B1; #6,484,710 B1; #6,571,786 B2; and #6,647,976 B2. T.R.U. Ball® and the T.R.U. Ball Earth Logo are covered under registered trademark #2,063,774. Velcro® is a registered trademark of Velcro Industries.

### GUARANTEE

This product is guaranteed against defects in material and workmanship not caused by normal wear. If you experience any problem with this product, call 434-929-2800 for a return authorization (RA) number, then UPS ship to: TRU, 131 Crennel Dr, Madison Heights, VA 24572 or Mail to: TRU, P.O. Box 1180, Madison Heights, VA 24572. All returns must have a RA number.

T.R.U. SILVERBACK Xtra (TBXV-SI-L)  
Velcro®/Silver/Large

